

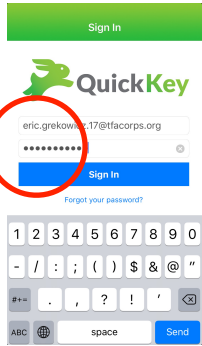
Mobile Scanning Guide

For Corps Members

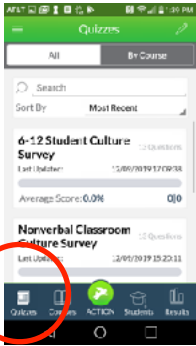


How to scan your surveys:
Follow these steps from left to right

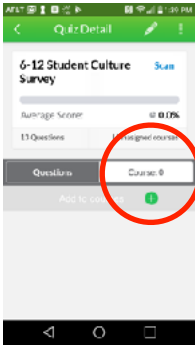
Login
Temp PW = password123



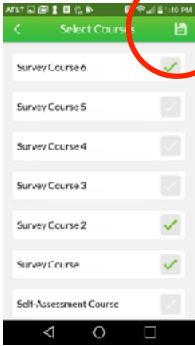
Press "Quizzes"
Find your Survey



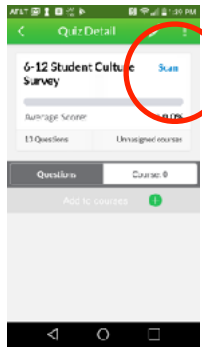
Press "Courses"
To assign to class



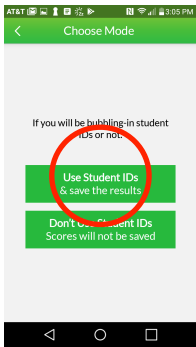
Choose Courses
Press "Save"



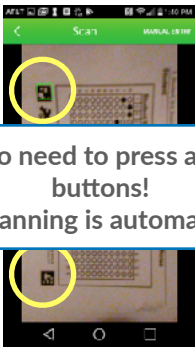
Press "Scan"



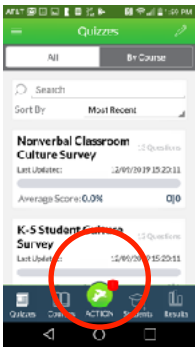
Choose "Use Student IDs"



Line up the QR codes
with the green boxes



When finished press "Sync" (iOS) or "Action" (Android)




**No need to press any buttons!
Scanning is automatic**

Help & Resources



In-app chat support

You can get help at any time on our website or in the Quick Key Mobile app by chatting with us directly. Just click the help icon  online, or from the Quick Key Mobile app click "Help > Start a conversation."



Online step-by-step guides, downloads, and videos

Visit <https://validatedlearning.co/svs-helpdesk/>