
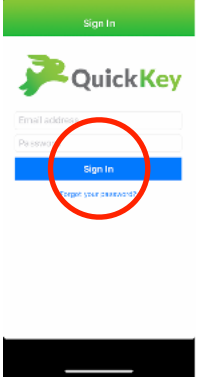


# Mobile Scanning Guide

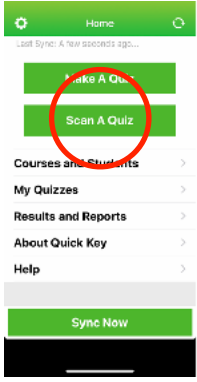
For Corps Members

 **iOS** How to scan your surveys:  
Follow these steps from left to right

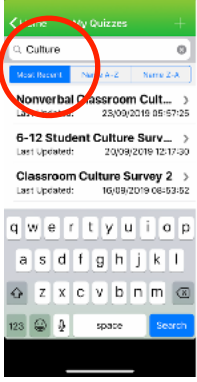
**Login**  
Temp PW = password123




**Press "Scan a Quiz"**



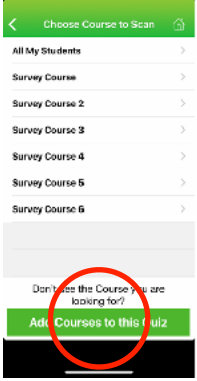
**Find your survey in the list and click it.**



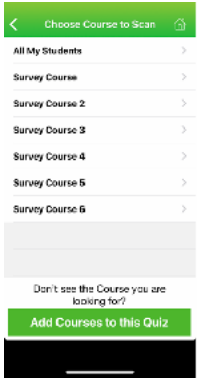
**Choose "Use Student IDs"**




**You need to choose which Course you want to scan for. Choose a Course.**



**If you don't see the Course you want in the list, press "Add Courses to this Quiz"**

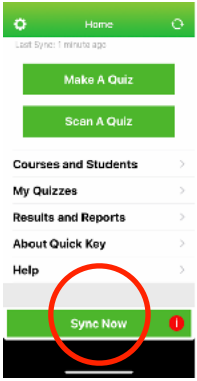


**SCAN:**  
Line up the QR codes with the green boxes



**No need to press any buttons!  
Scanning is automatic**


**SYNC:**  
When you are finished scanning, press "Sync now" from the Home screen



## Help & Resources



### In-app chat support

**You can get help at any time** on our website or in the Quick Key Mobile app by chatting with us directly. Just click the help icon  online, or from the Quick Key Mobile app click "Help > Start a conversation."



### Online step-by-step guides, downloads, and videos

Visit <https://validatedlearning.co/svs-helpdesk/>